

CDP Private Cloud Experiences Dashboard

Date published: 2020-12-16

Date modified: 2023-06-08

CLOUDERA

Legal Notice

© Cloudera Inc. 2024. All rights reserved.

The documentation is and contains Cloudera proprietary information protected by copyright and other intellectual property rights. No license under copyright or any other intellectual property right is granted herein.

Unless otherwise noted, scripts and sample code are licensed under the Apache License, Version 2.0.

Copyright information for Cloudera software may be found within the documentation accompanying each component in a particular release.

Cloudera software includes software from various open source or other third party projects, and may be released under the Apache Software License 2.0 (“ASLv2”), the Affero General Public License version 3 (AGPLv3), or other license terms. Other software included may be released under the terms of alternative open source licenses. Please review the license and notice files accompanying the software for additional licensing information.

Please visit the Cloudera software product page for more information on Cloudera software. For more information on Cloudera support services, please visit either the Support or Sales page. Feel free to contact us directly to discuss your specific needs.

Cloudera reserves the right to change any products at any time, and without notice. Cloudera assumes no responsibility nor liability arising from the use of products, except as expressly agreed to in writing by Cloudera.

Cloudera, Cloudera Altus, HUE, Impala, Cloudera Impala, and other Cloudera marks are registered or unregistered trademarks in the United States and other countries. All other trademarks are the property of their respective owners.

Disclaimer: EXCEPT AS EXPRESSLY PROVIDED IN A WRITTEN AGREEMENT WITH CLOUDERA, CLOUDERA DOES NOT MAKE NOR GIVE ANY REPRESENTATION, WARRANTY, NOR COVENANT OF ANY KIND, WHETHER EXPRESS OR IMPLIED, IN CONNECTION WITH CLOUDERA TECHNOLOGY OR RELATED SUPPORT PROVIDED IN CONNECTION THEREWITH. CLOUDERA DOES NOT WARRANT THAT CLOUDERA PRODUCTS NOR SOFTWARE WILL OPERATE UNINTERRUPTED NOR THAT IT WILL BE FREE FROM DEFECTS NOR ERRORS, THAT IT WILL PROTECT YOUR DATA FROM LOSS, CORRUPTION NOR UNAVAILABILITY, NOR THAT IT WILL MEET ALL OF CUSTOMER’S BUSINESS REQUIREMENTS. WITHOUT LIMITING THE FOREGOING, AND TO THE MAXIMUM EXTENT PERMITTED BY APPLICABLE LAW, CLOUDERA EXPRESSLY DISCLAIMS ANY AND ALL IMPLIED WARRANTIES, INCLUDING, BUT NOT LIMITED TO IMPLIED WARRANTIES OF MERCHANTABILITY, QUALITY, NON-INFRINGEMENT, TITLE, AND FITNESS FOR A PARTICULAR PURPOSE AND ANY REPRESENTATION, WARRANTY, OR COVENANT BASED ON COURSE OF DEALING OR USAGE IN TRADE.

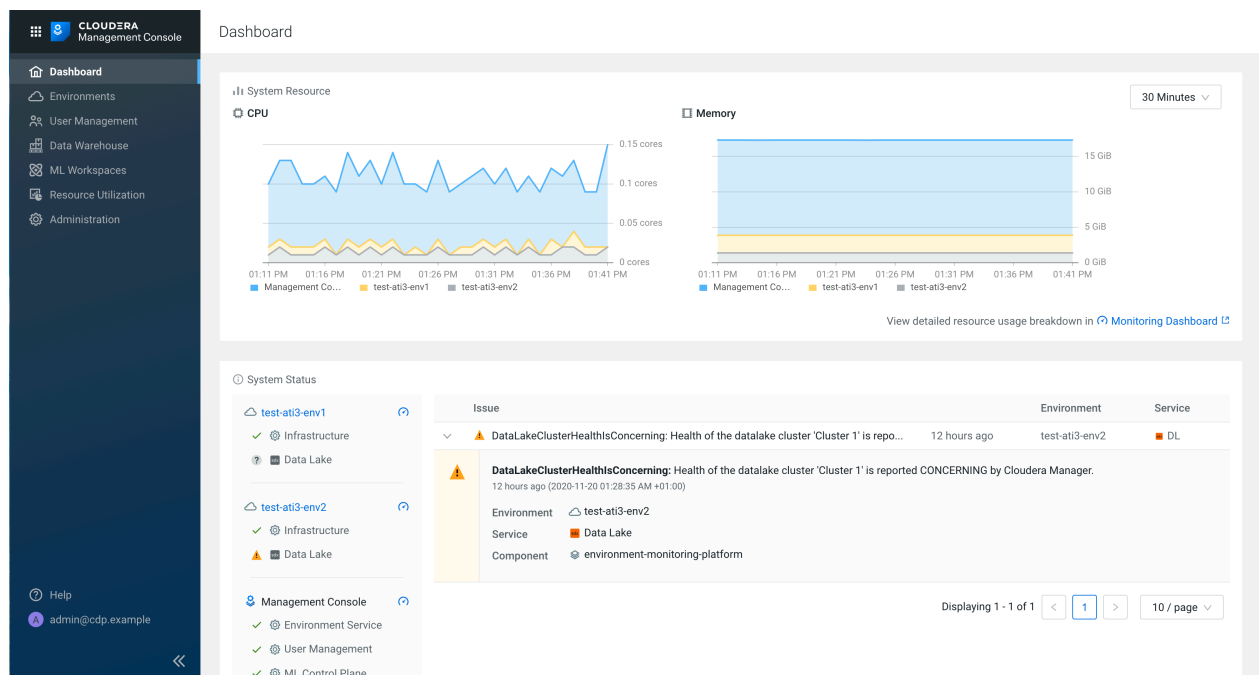
Contents

Management Console Dashboard..... 4
 Monitoring Control Plane using Grafana Dashboards.....4
 Silencing alerts.....5

Management Console Dashboard

CDP Management Console dashboard provides insight into the health of the control plane components and environment. You can also view all the issues in a single location and easily manage and administer the cluster. The list of environments and various components of Management Console are updated dynamically.

You can view a summary of the CDP environment in the Dashboard page by clicking Dashboard in the left navigation panel.



- CPU - Provides information about the number of cores used by the workloads
- Memory - Provides information about the memory used by the workloads
- System Status
 - Environment - Displays health information of the control plane, Data Lake, currently running workloads, and associated alerts.
 - Management Console - Displays health of the control plane and associated alerts
- Issues - Displays the alerts, status, errors, and warnings related to the environments and workloads. Each alert provides information about the environment, service, component, timestamp, and optionally a link that provides more details.
- Display - Allows you to specify the number of alerts per page using the Display option.
- Time Range - Allows you to select a time range from the available options, between 30 minutes to 1 day, and view resource usage data of a specific environment.

You can filter the alerts based on the environments and workloads.

Monitoring Control Plane using Grafana Dashboards

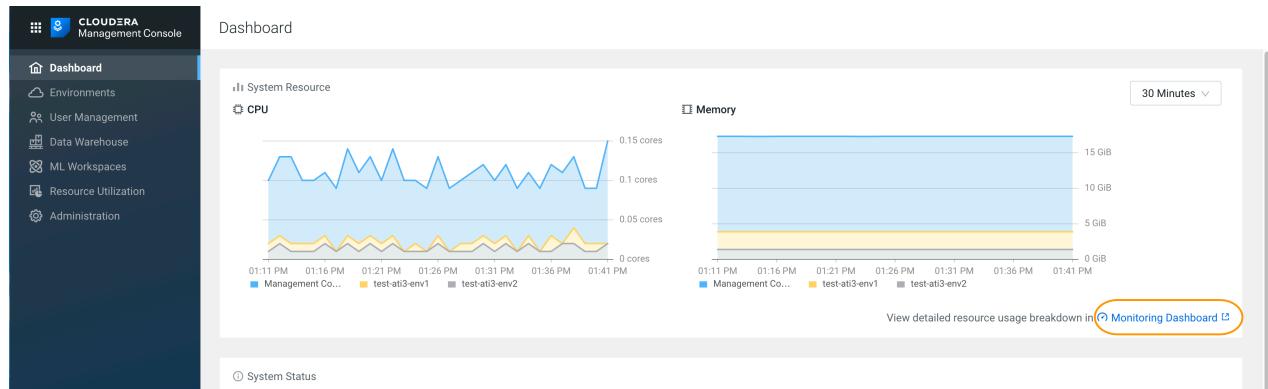
You can access pre-built Grafana dashboards to monitor your environments.

About Grafana

Grafana is a visualization and analytics software application that enables development of dashboards to monitor metrics data on many types of systems. For more information, see the link to Grafana documentation at the bottom of this page.



Note: You must have EnvironmentAdmin privileges to access Grafana.



A default Grafana dashboard includes panels on CPU usage, memory usage, running processes, and so on for your environment. For more information, see the Grafana documentation.

Related Information

[Grafana documentation](#)

Silencing alerts

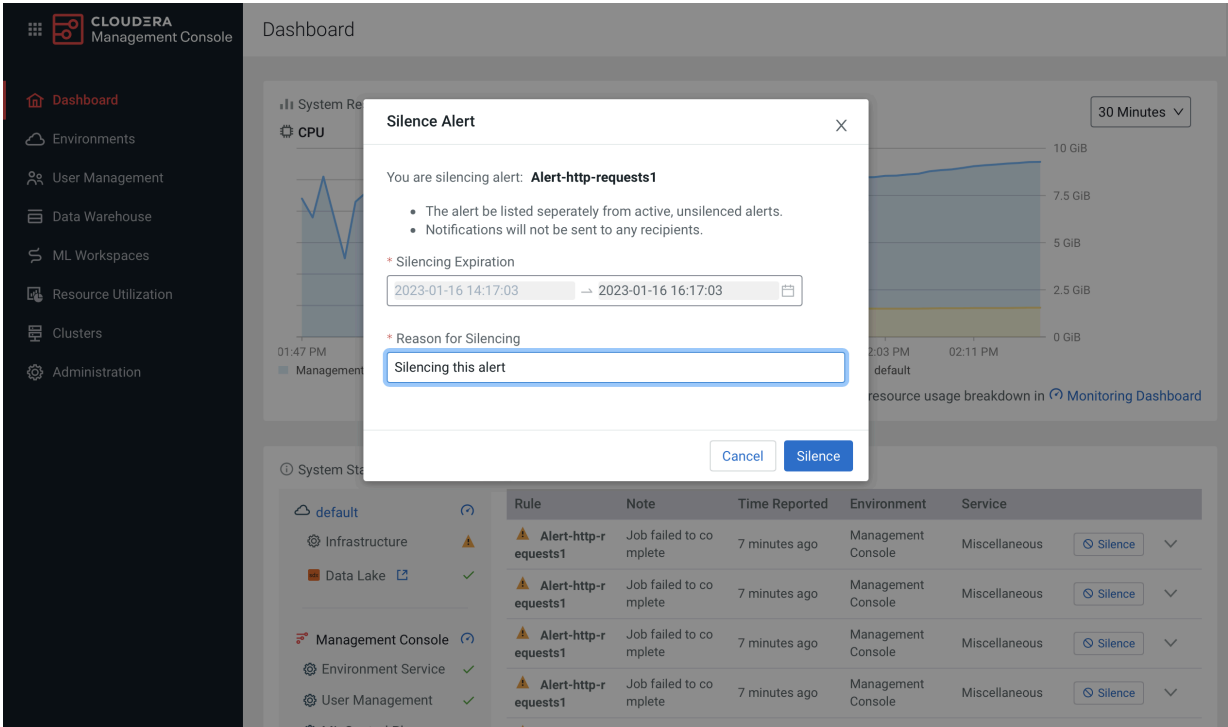
Problems that arise can trigger alerts that persist on the Management Console dashboard until the cause is resolved (depending on the alert rule configuration). You can use alert silencing to avoid repeated alert pings while troubleshooting issues.

Silencing an alert

1. On the Management Console dashboard, click Silence for the alert you would like to silence.

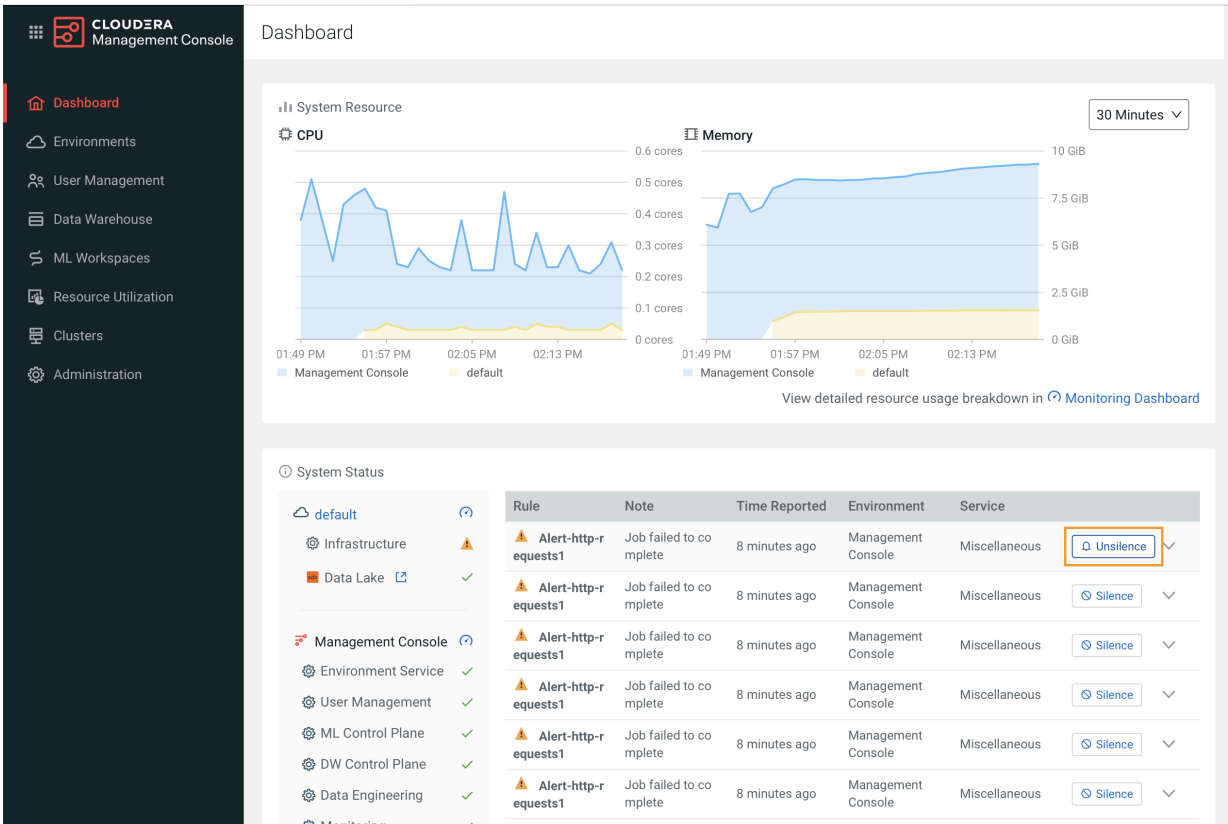
[illegible]

- 2. On the Silence Alert pop-up, specify an expiration date and enter a reason for silencing the alert, then click Silence.



Unsilencing an alert

- 1. On the Management Console dashboard, click Unsilece for the alert you would like to unsilence.



2. On the Unsilence Alert pop-up, click Unsilence.

