

Cloudera Runtime 7.0.0

Atlas Search

Date published: 2019-08-21

Date modified:

CLOUdera

<https://docs.cloudera.com/>

Legal Notice

© Cloudera Inc. 2025. All rights reserved.

The documentation is and contains Cloudera proprietary information protected by copyright and other intellectual property rights. No license under copyright or any other intellectual property right is granted herein.

Unless otherwise noted, scripts and sample code are licensed under the Apache License, Version 2.0.

Copyright information for Cloudera software may be found within the documentation accompanying each component in a particular release.

Cloudera software includes software from various open source or other third party projects, and may be released under the Apache Software License 2.0 (“ASLv2”), the Affero General Public License version 3 (AGPLv3), or other license terms. Other software included may be released under the terms of alternative open source licenses. Please review the license and notice files accompanying the software for additional licensing information.

Please visit the Cloudera software product page for more information on Cloudera software. For more information on Cloudera support services, please visit either the Support or Sales page. Feel free to contact us directly to discuss your specific needs.

Cloudera reserves the right to change any products at any time, and without notice. Cloudera assumes no responsibility nor liability arising from the use of products, except as expressly agreed to in writing by Cloudera.

Cloudera, Cloudera Altus, HUE, Impala, Cloudera Impala, and other Cloudera marks are registered or unregistered trademarks in the United States and other countries. All other trademarks are the property of their respective owners.

Disclaimer: EXCEPT AS EXPRESSLY PROVIDED IN A WRITTEN AGREEMENT WITH CLOUDERA, CLOUDERA DOES NOT MAKE NOR GIVE ANY REPRESENTATION, WARRANTY, NOR COVENANT OF ANY KIND, WHETHER EXPRESS OR IMPLIED, IN CONNECTION WITH CLOUDERA TECHNOLOGY OR RELATED SUPPORT PROVIDED IN CONNECTION THEREWITH. CLOUDERA DOES NOT WARRANT THAT CLOUDERA PRODUCTS NOR SOFTWARE WILL OPERATE UNINTERRUPTED NOR THAT IT WILL BE FREE FROM DEFECTS NOR ERRORS, THAT IT WILL PROTECT YOUR DATA FROM LOSS, CORRUPTION NOR UNAVAILABILITY, NOR THAT IT WILL MEET ALL OF CUSTOMER’S BUSINESS REQUIREMENTS. WITHOUT LIMITING THE FOREGOING, AND TO THE MAXIMUM EXTENT PERMITTED BY APPLICABLE LAW, CLOUDERA EXPRESSLY DISCLAIMS ANY AND ALL IMPLIED WARRANTIES, INCLUDING, BUT NOT LIMITED TO IMPLIED WARRANTIES OF MERCHANTABILITY, QUALITY, NON-INFRINGEMENT, TITLE, AND FITNESS FOR A PARTICULAR PURPOSE AND ANY REPRESENTATION, WARRANTY, OR COVENANT BASED ON COURSE OF DEALING OR USAGE IN TRADE.

Contents

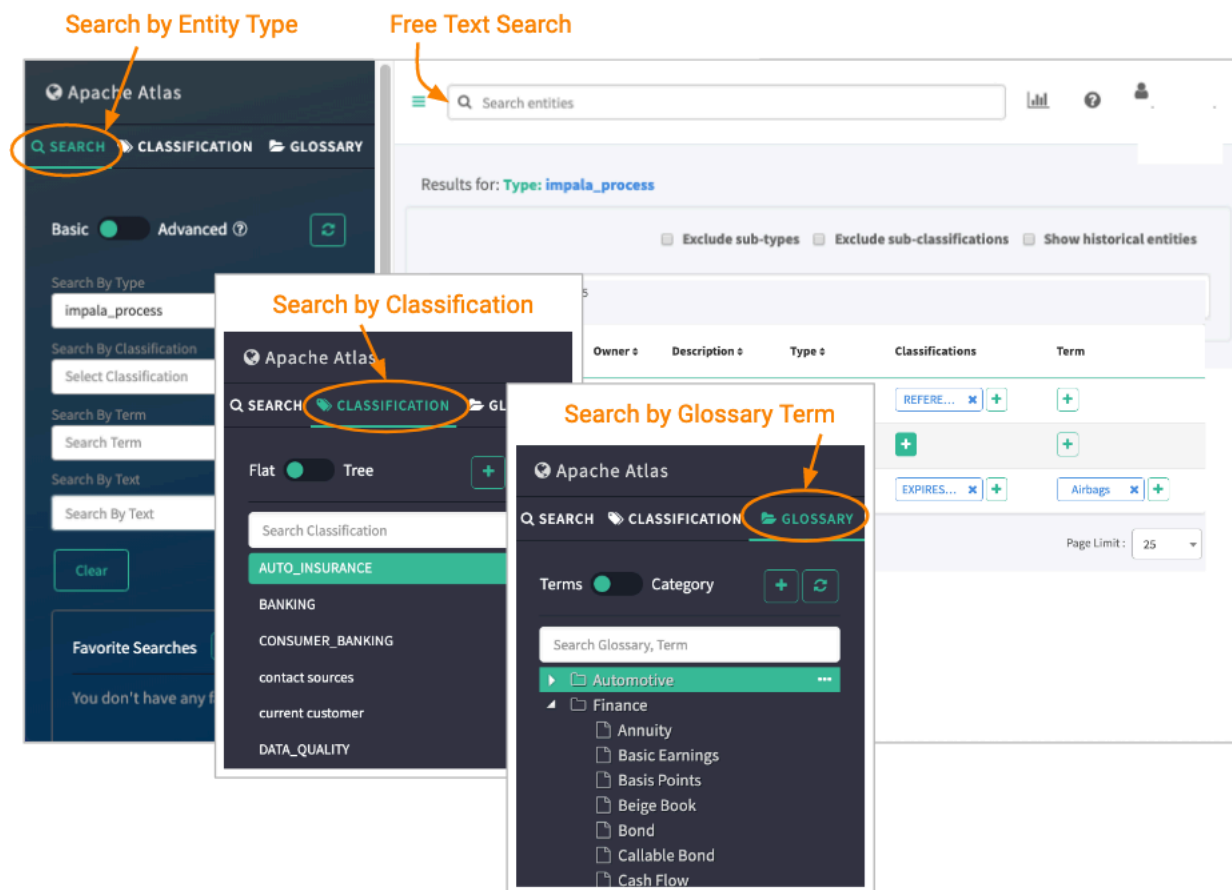
Searching overview.....	4
Using Basic Search.....	4
Using Free-text Search.....	5
Saving searches.....	6
Using advanced search.....	6

Searching overview

Search using any metadata text, by entity type, classification, or glossary term.

You can search for entities using four search modes:

- Free text from all metadata
- By entity type, with refinements by classification, term, or text
- By tag or "classification"
- By glossary term



Related Information

[Searching for entities using terms](#)

Using Basic Search

Search using an entity type in Basic Search.

With Basic Search, Atlas returns all of the entities of the type you select. There are many ways you can refine a Basic Search:

- By attribute values
- By classifications
- By classification attribute values
- By terms

You can also save these searches when they are useful to run more than once.

Related Information

[Searching for entities using terms](#)

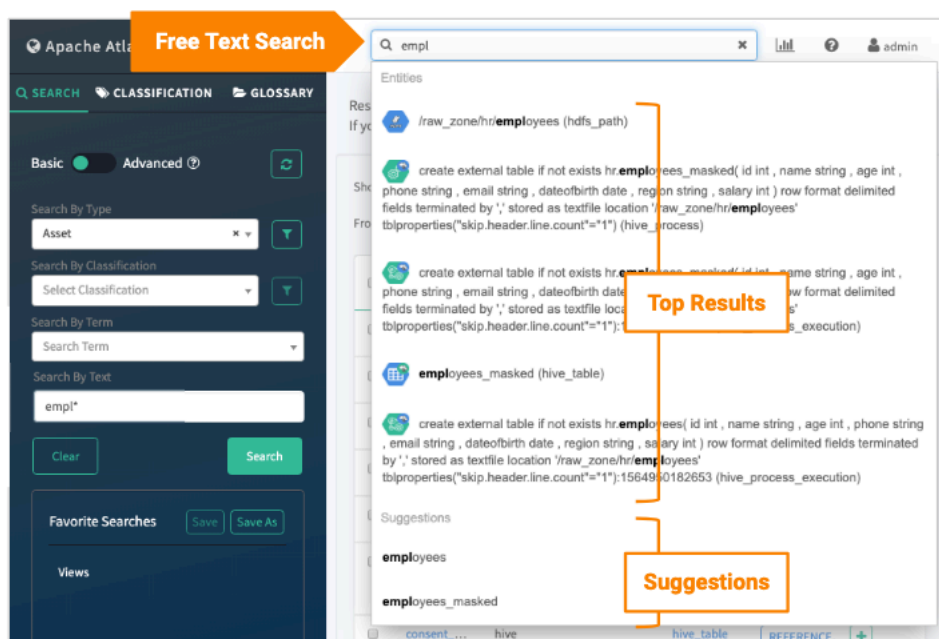
[Searching for entities using classifications](#)

[Saving searches](#)

Using Free-text Search

Apache Atlas builds a ranked index of metadata values so you can search for values across all metadata.

The search field in the top of the dashboard lets you search for entities, classifications, or terms by entering any full or partial text to match any entity metadata values. Atlas searches all metadata fields that have string data types, so you can use this search tool to find entities by their descriptions, locations, or other metadata.



Searches are case insensitive. Searches append the asterisk (*) wildcard to the search term or terms so that the search behavior is to find partial strings anywhere they occur in the metadata value.

You can see that the search terms you use in the search at the top of the dashboard are also inserted into the free text search field in the left Search panel: you can combine the free text search with other selections to narrow the search results. The combination acts as an “AND” with other search criteria.

Search result ordering: The search results are ranked by how well they match the search terms, with entities that match on more than one metadata value being ranked higher.

Different metadata have different scores, where the highest scoring metadata fields are entity names, including Kafka topic names. Descriptions, users/owners, query text, and comments rank next. Locations, namespaces, domains, etc. come next. Search results are not ordered in any specific way among results that have the same search ranking.

Suggestions: As you enter your search text, you see the five highest-ranked matching items and as many as five suggestions.

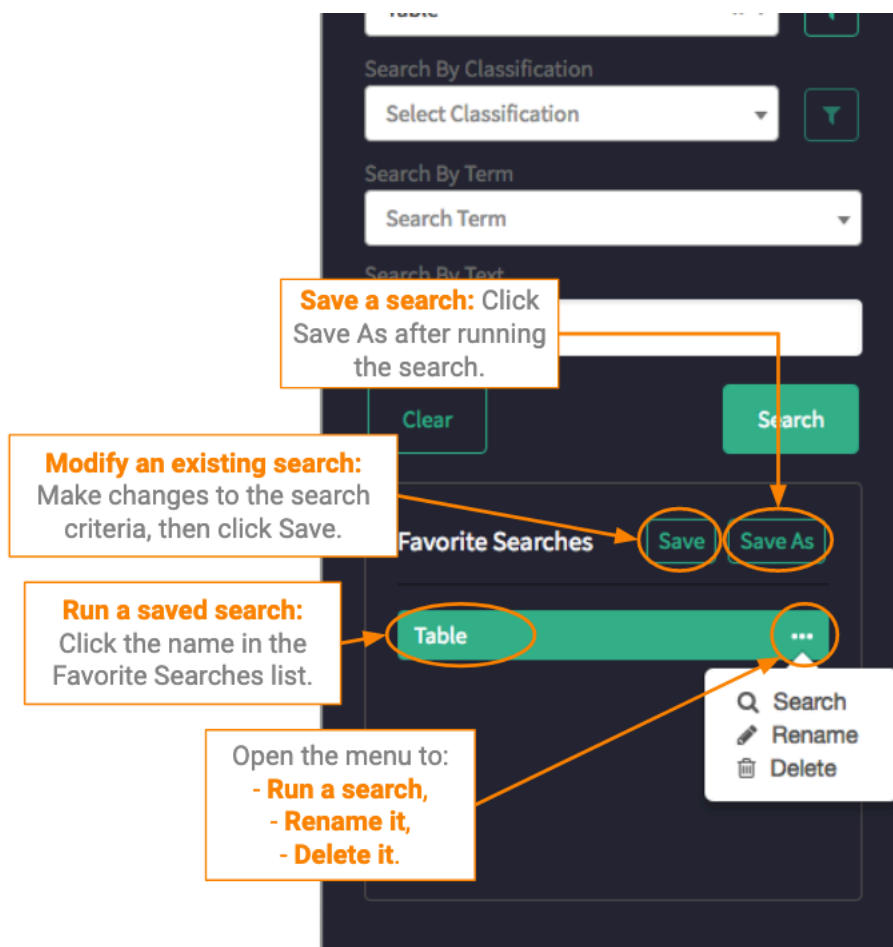
The matching items are ranked in the same way as the general search results, case-sensitive (at the moment) terms that “contain” the search terms; If there are more than five search results with the same search ranking, the five shown are randomly ordered from the highest scoring results.

The suggested items are chosen from search results that match with a “starts with” behavior.

Saving searches

Saving a search saves the search criteria with a name that will help you remember what the search returns.

After you run a search, you can save it under a name in the list of Favorites. Here's what you can do to save a search and to use a search you've already saved:



Using advanced search

Apache Atlas advanced search lets you use a query language to combine criteria and refine search results.

Advanced search gives you more control over search criteria through the Atlas domain-specific query language.

In the left navigator pane, Search tab, switch to Advanced search mode by sliding the green toggle button from Basic to Advanced.

Here are some examples of refining search results using advanced search queries:

- Search for partial names

```
from hive_table where name LIKE '*_dim'
```

- Search in date ranges

```
from hive_table where createTime > '2019-01-01' and createTime < '2019-01-03'
```

- Search for multiple criteria

```
from hdfs_path where isFile = true and name = "Invoice"
```

- Return specific metadata

```
from hive_table where name = 'customer_dim' select owner, name, qualifiedName, createTime
```

- Search for entities with classifications

```
from hive_table where hive_table isa Dimension select owner, name, qualifiedName
```

See the advanced search reference for information about the query language and for more examples.

Related Information

[Apache Atlas Advanced Search language Reference](#)